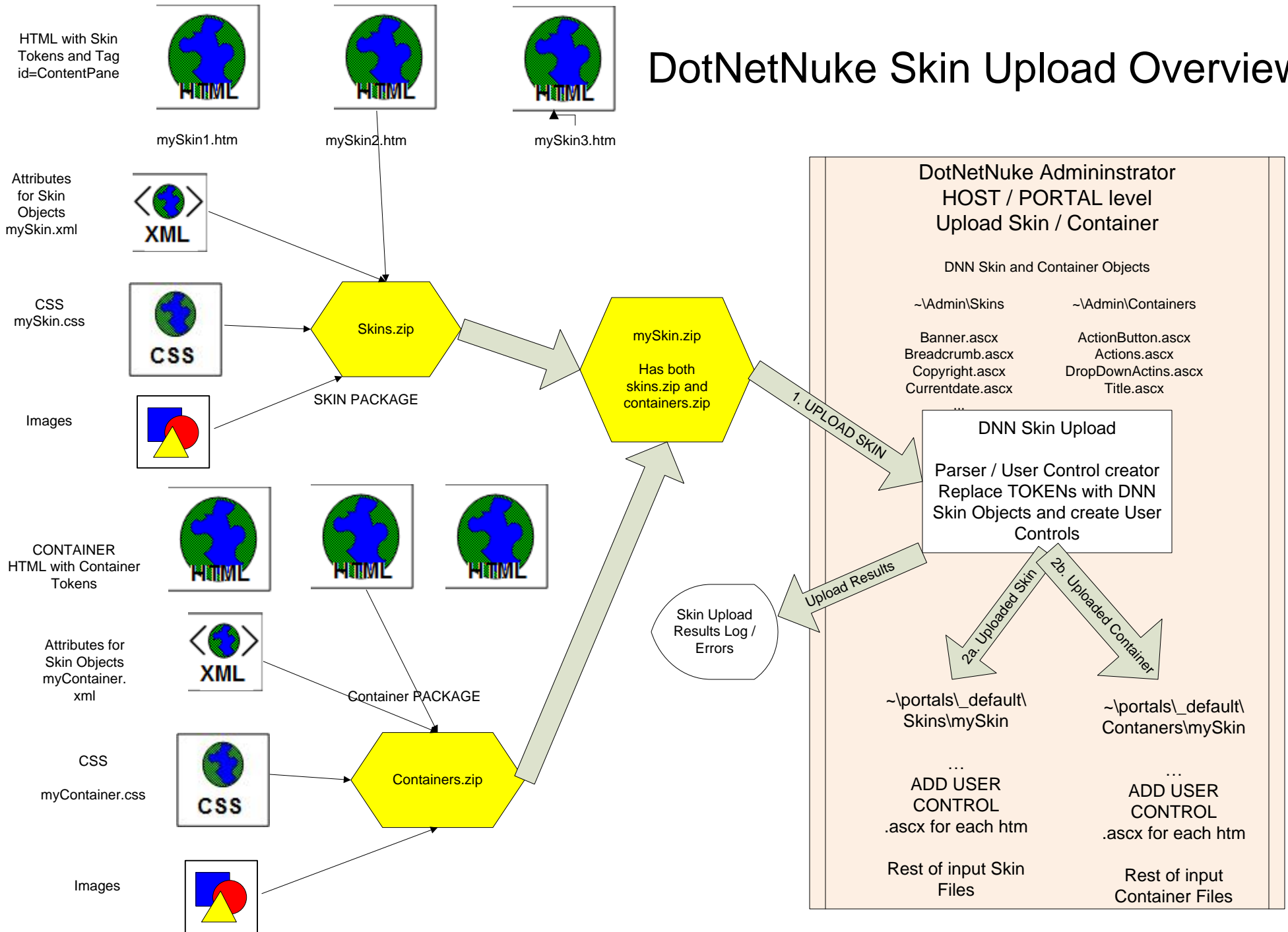
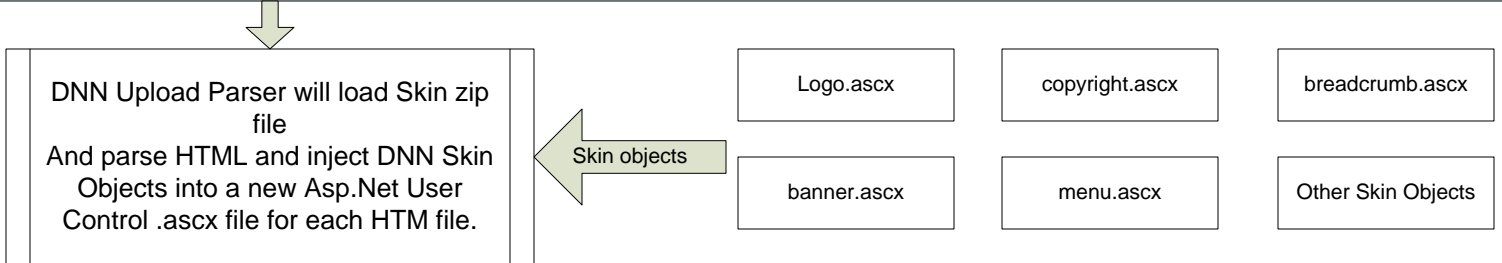
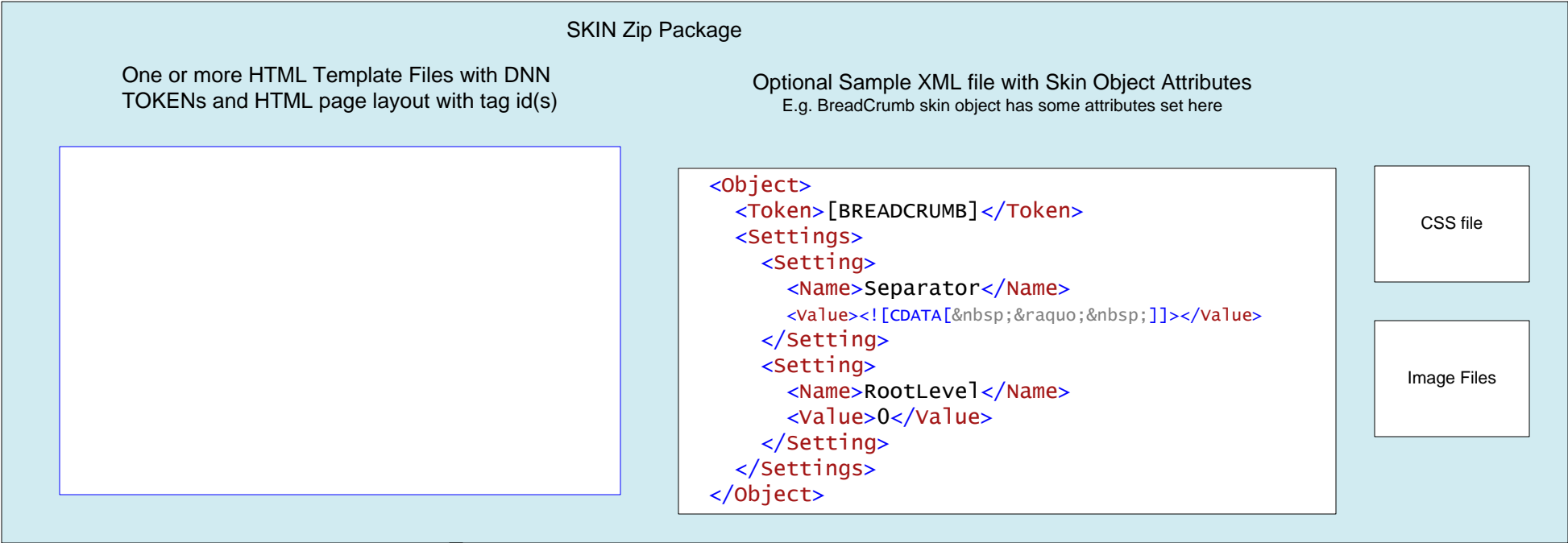


DotNetNuke Skin Upload Overview



NOTE: DNN Supports separate Skin or Container Uploads or both at the same time.

DotNetNuke – Skin Upload Workflow



```

<%@ Control language="vb" CodeBehind="~/admin/Skins/skin.vb" AutoEventWireup="false"
Explicit="True" Inherits="DotNetNuke.UI.Skins.Skin" %>
<%@ Register TagPrefix="dnn" TagName="LOGO" Src="~/Admin/Skins/Logo.ascx" %>
<%@ Register TagPrefix="dnn" TagName="BANNER" Src="~/Admin/Skins/Banner.ascx" %>
<%@ Register TagPrefix="dnn" TagName="BREADCRUMB" Src="~/Admin/Skins/BreadCrumb.ascx" %>
...
<dnn:BREADCRUMB runat="server" id="dnnBREADCRUMB"
Separator="&nbsp;&raquo;&nbsp;" RootLevel="0" />
...
<TR valign="top">
  <TD class="leftpane" id="LeftPane" runat="server" valign="top" align="center"></TD>
  <TD class="contentpane" id="ContentPane" runat="server" valign="top" align="center"></TD>
  <TD class="rightpane" id="RightPane" runat="server" valign="top" align="center"></TD>
</TR>
...

```

